








































Individual Results

| Place | Name | | Team | Time | Points |
|-------|----------------------|---|-------------------|---------|--------|
| 1 | Natnael Weldemichael |  | Northern Kentucky | 14:59.4 | 1 |
| 2 | Chris Perkins |  | Miami (Ohio) | 15:21.7 | 2 |
| 3 | Colton O'Hara |  | Northern Kentucky | 15:29.4 | 3 |
| 4 | Victor Orsinelli |  | Miami (Ohio) | 15:40.6 | 4 |
| 5 | Noah Price | | IU Indianapolis | 15:46.9 | |
| 6 | Stetson Childress |  | Northern Kentucky | 15:51.5 | 5 |
| 7 | Ben Hunter |  | Bellarmino | 16:01.6 | 6 |
| 8 | Ben Fahnestock | | UNA-Miami (Ohio) | 16:09.9 | |
| 9 | Samsun Weldemichael |  | Northern Kentucky | 16:11.2 | 7 |
| 10 | Ryan Burchett |  | Bellarmino | 16:13.3 | 8 |
| 11 | Hunter Griffin |  | Bellarmino | 16:14.5 | 9 |
| 12 | Josh Razor |  | Miami (Ohio) | 16:15.1 | 10 |
| 13 | Jay Pillai | | IU Indianapolis | 16:17.6 | |
| 14 | Forrest Gago |  | Bellarmino | 16:19.5 | 11 |
| 15 | Weston Naville |  | Miami (Ohio) | 16:21.1 | 12 |
| 16 | Jack Ballard |  | Bellarmino | 16:21.7 | 13 |
| 17 | Nick Dunn | | UNA-Miami (Ohio) | 16:23.4 | |
| 18 | Malcolm Robertson |  | Bellarmino | 16:26.4 | 14 |
| 19 | Andrew Blake | | IU Indianapolis | 16:27.8 | |
| 20 | Elijah Walters |  | Georgetown (Ky.) | 16:32.1 | 15 |

| Place | Name | Team | Time | Points |
|-------|-------------------|--|---------|--------|
| 21 | Nicholas Probst | IU Indianapolis | 16:39.5 | |
| 22 | Nathan Ruth |  Northern Kentucky | 16:41.7 | 16 |
| 23 | Robert Wilke |  Northern Kentucky | 16:43.3 | 17 |
| 24 | Trevor Baker |  Georgetown (Ky.) | 16:44.3 | 18 |
| 25 | Summit Northrup |  Northern Kentucky | 16:44.8 | 19 |
| 26 | Owen Mathews |  Northern Kentucky | 16:53.9 | |
| 27 | James Stanger |  Kentucky Christian | 17:00.2 | |
| 28 | Jack Fleming |  Miami (Ohio) | 17:06.8 | 20 |
| 29 | Alexander Kowalak | Unattached | 17:10.1 | |
| 30 | Bryan Stoltzfus |  Northern Kentucky | 17:12.8 | |
| 31 | Bryant Curtis |  Georgetown (Ky.) | 17:18.5 | 21 |
| 32 | Noah Pease |  Northern Kentucky | 17:18.5 | |
| 33 | Sherjeel Khan |  Bellarmine | 17:35.5 | 22 |
| 34 | Nicholas Costas |  Northern Kentucky | 17:43.7 | |
| 35 | Layne Clark |  Georgetown (Ky.) | 17:48.1 | 23 |
| 36 | Brayden Holland |  Northern Kentucky | 17:50.9 | |
| 37 | Cody Brown |  Kentucky Christian | 17:58.4 | |
| 38 | Jacob Messer |  Northern Kentucky | 17:59.7 | |
| 39 | Justin Bynum |  Georgetown (Ky.) | 18:06.1 | 24 |
| 40 | Austin Hawkins |  Northern Kentucky | 18:24.1 | |
| 41 | Noah Slone |  Northern Kentucky | 18:26.8 | |

| Place | Name | | Team | Time | Points |
|-------|-----------------|---|--------------------|---------|--------|
| 42 | Damien Dixon |  | Northern Kentucky | 18:32.3 | |
| 43 | Kaden Hardee | | Boyce | 18:32.7 | 25 |
| 44 | Machi Davidson |  | Kentucky Christian | 18:33.5 | |
| 45 | Riley Morris |  | Georgetown (Ky.) | 18:38.4 | 26 |
| 46 | EJ Schneider |  | Northern Kentucky | 19:10.4 | |
| 47 | Raigan Stec | | Boyce | 19:16.4 | 27 |
| 48 | Josiah McMahan |  | Georgetown (Ky.) | 20:03.0 | 28 |
| 49 | TJ Boyte | | Boyce | 20:51.2 | 29 |
| 50 | Nathan Reynolds | | Boyce | 21:44.2 | 30 |
| 51 | Evan Parker | | Boyce | 22:50.0 | 31 |
| 52 | Micah Scroggins | | Boyce | 25:57.4 | 32 |

29/08/2024 15:05:33